

How to access your T2202A information

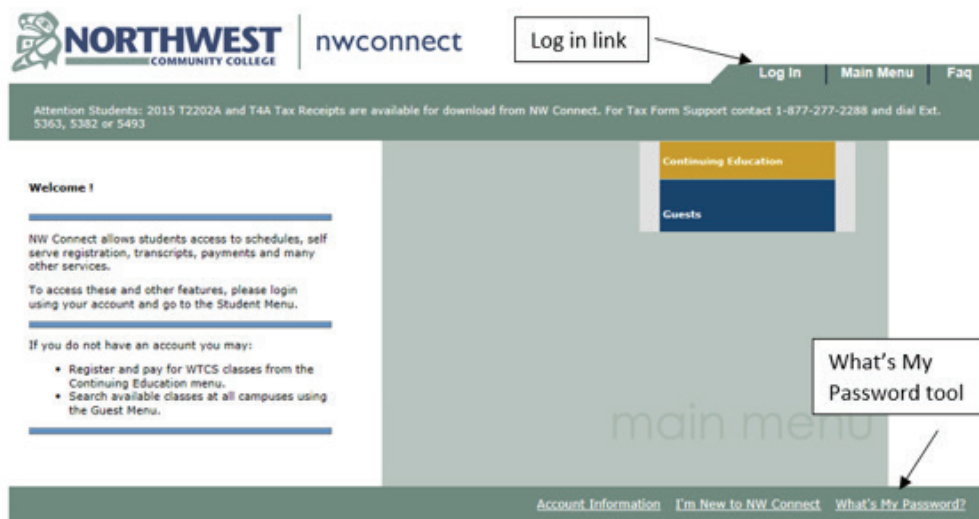


1. Go to Northwest Community College website: <http://nwcc.bc.ca>

2. Click on NW Connect in the top right corner



3. Log in and log on



Your user name is your first and last name (all one word, lower case).

Your password is set to your birthday in YYMMDD format.

Example:

Username: johnsmith

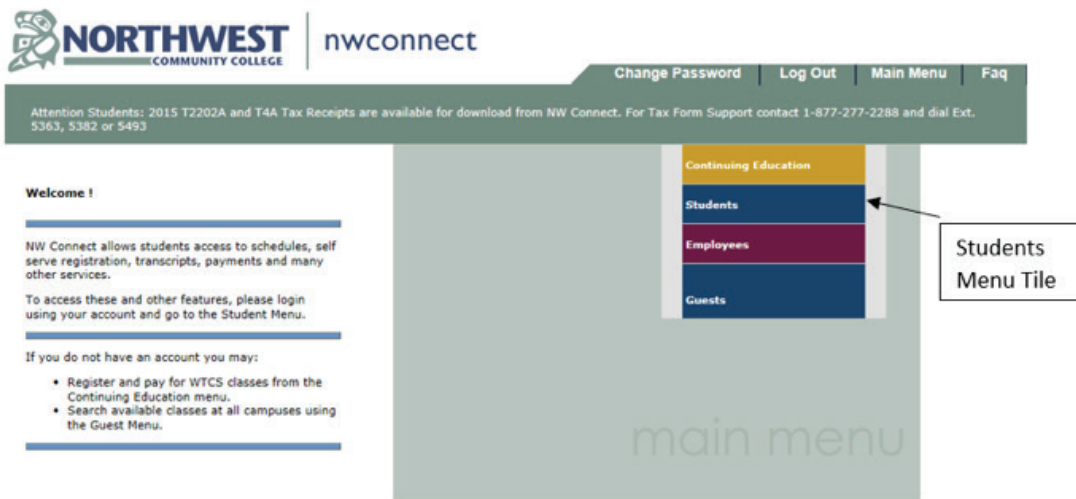
Password: 730115

If you forget your password you can:

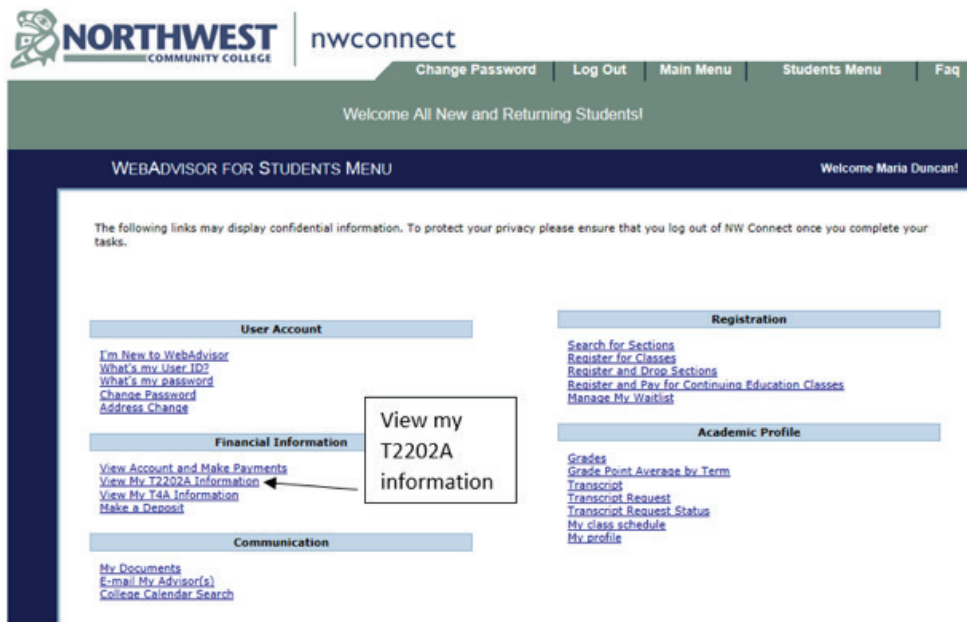
1. Click on the "what's my password tool"

2. NWCC Registration staff can reset it for you if the password link does not help you.

Once successfully logged in, click on “**Students**” in the menu



Once you are in the students menu, under financial information, click on “**View my T2202A Information**”.



Resetting Password

If the password has been reset by staff at the students request or it's a brand new account the system will force a password change.

Passwords must be 6 to 9 characters long and contain both letters and numbers.

Change Password

Your new password must be 6 to 9 characters in length and include both letters and numbers.

* = Required

User ID:

Old Password:

New Password:

Confirm Password:

My password hint: